

Poised for Harvest, Braced for Backlash
Guide for Discipling Believers
(Print out for students)

I. Ten-fold strategy outline (summary)

- A. **PRAY** - Pray, fast, worship, and listen to the Holy Spirit
- B. **LISTEN** - Let the Spirit lead us to persons of peace and strategic leaders
- C. **SHARE** – Share the gospel with them boldly in a way they can understand.
- D. **POWER** - Ask God confirm his word with power.
- E. **WARN** - Before they make a decision, tell them that they *will* be persecuted if they decide to follow Jesus.
- F. **MEET** – If one or more people respond in faith, set up a time to meet with them as soon as possible.
- G. **TRAIN** – Begin to train, mentor, and coach them out of the public eye. Stay in the shadows as much as possible. Pass on to them all of the things you have learned in this course. Use the training cycle - Model, Assist, Watch, and Leave – to help you train. The amount of time between sessions will depend on the particular circumstances.
- H. **EMPOWER** - After you train them in each session, empower them. They must pass on to others everything they have received from you.
- I. **PRAY** – Pray for them constantly. Pray the apostolic prayers for them with boldness and conviction.
- J. **COMMIT** – When it is time for you to leave, commission them and commit them into the hands of the Holy Spirit. Continue to disciple them from afar in the place of prayer. If circumstances permit, maintain contact with them and provide follow-up training as God opens doors.

II. Session 1 (Allot three to four hours)

- A. Confession of faith: Lead them through a confession of faith using Romans 10:8 and Luke 11:13: “Jesus, I confess that you are Lord, and I believe in my heart that God raised you from the dead. I ask you to fill my heart with the Holy Spirit.”
- B. Learning to hear the Holy Spirit’s voice
 - 1. Give them practical examples of the many different ways God speaks to his people: dreams, visions, sermons, the still small voice, circumstances, the created order, other people, etc. Then give them some specific examples from your own experience.
 - 2. Next, explain that while hearing God’s voice in these ways is important, the primary way God speaks to us is through the Bible. The Bible is our supreme, completely trustworthy, infallible authority (core value introduced). Every subjective experience must be tested and measured by the Scriptures. Have them repeat the following simple principle until they can repeat it on their own without your help:

- i. The Bible is our authority. Anything we hear that contradicts the teaching of Scripture, we throw away. Anything that is expressly taught by Scripture, we can trust that it is the Lord speaking to us (core value reinforced). E.g., if we hear a voice telling us “God does not love you,” we know that it is not God, because the Bible is clear that God does love us.
 3. Now give them a chance to practice hearing the Holy Spirit’s voice. Have them close their eyes and wait for the Holy Spirit to speak. As they wait, lay hands on them and ask God to release grace for them to begin hearing the Holy Spirit’s voice. Ask him to begin releasing an impartation of strength.
 4. Ask them to share what the Spirit told them.
 5. After they have experienced hearing the Spirit’s voice, boast about the competency of the Spirit’s leadership. Assure them that God will take care of their every need; that he will provide for them financially; that he will strengthen them through persecution; and that he will continue speaking to and guiding them through every leg of the journey until Jesus returns. Drill into them the truth that while Jesus does appoint human leaders in his Body for specific tasks, Jesus himself, and not yourself or any other person, is their primary leader. He alone is the one before whom they will stand accountable on the day of Messiah’s appearing (Rom. 14:4, 12).
- C. Passing on Universal Disciple using the following training cycle—**Model, Assist, Watch, and Leave**¹—to pass on *Universal Disciple*. Firstly, model the pattern from beginning to end as the new believers watch. Do this a couple of times. It is important that you yourself know it from memory, because that is what you are asking them to do. Secondly, let them try as you assist them. Cheer them on as they try to reproduce it in front of you. Enthusiastically affirm them when they get it right. Gently correct them if they forget a point or two. They may feel nervous, so build their confidence as much as possible and jog their memory as needed. Thirdly, sit back and watch them reproduce it several times without your help. Once they have learned it, stress over and over the importance of obeying the pattern’s precepts by the grace of God. Finally, emphasize to them the necessity of imparting it to those they lead to Christ. You leave only after they can reproduce the pattern in front of you without your help. Once they have reproduced *Universal Disciple* in front of you, it is now time to drill core values into them.
- D. Incultation of core values
1. *Respect for the authority of Scripture*. Remind new disciples again of the principle in Lesson 1, Part B. Also tell them that when the Bible does not make sense to us, in humility we are to trust God’s word more than our own minds. As we do, God will honor this act of humility by opening the truth of the Scriptures to us over time.

2. *Obedience to the Head of the Body, Jesus.* Take them back to this part of *Universal Disciple* and continue to stress the importance of obeying Jesus in all things.
3. *Hunger for the Word.* Refer to the point in *Universal Disciple* called “abiding in God’s word every day.” Tell them that they need to begin reading or listening to the Bible as soon as possible. Hammer home the necessity of hungering for the Word as the key to understanding it. Stress to them that they need to continually ask the Holy Spirit to grant them hunger for the Word. Have them repeat the following principle until they can repeat it on their own without your help:
 - i. As we read the Bible: the parts we do understand, we ask the Holy Spirit to help us obey. The parts we do not understand, we ask the Holy Spirit to help us understand. Then, when we do understand it, we ask the Holy Spirit to help us obey.
4. *Constant covenant-based prayer.*
 - i. *Benefits of mercy and peace:* Take them back to the parts of *Universal Disciple* called “Putting off” and “Putting on.” Explain to them that we cannot obey God in our own strength, but must completely rely on the provisions of the covenant that he has made available to us in Jesus’ blood. We do this by constantly calling on Jesus’ name in prayer. Tell them that when they stumble in their pursuit of holiness, they must not give up and should remember that God loves to show mercy to the repentant, contrite heart. Tell them that when they sin, they will receive God’s forgiveness upon their confession and sincere repentance. Assure them of God’s love and faithfulness to them in their weakness.
 - ii. *Benefit of grace:* Next, review the part called “offering sacrifices of praise and prayer.” Encourage them to cultivate a life of intimacy in Jesus and not to fight in their own strength, but by the grace of the Spirit. Stress the importance of carving out sacred time and space to meet with God. While God wants us to pray continually, we need focused times with him in prayer and in the Word. Give them practical examples of how they can do this. For example, new mothers can pray during nap times, or business people can pray on lunch breaks and before they leave for work. Stress that abiding in Jesus is key to accessing the grace of the covenant.
5. *Holiness.* Take them back to their new identity as discussed at the beginning of *Universal Disciple*. Remind them that they are now children of God and are thus called to be holy, set apart from the wicked ways of the world around them. Through prayer, they should actively ask God to cultivate in them a life of holiness that differentiates them from the world.

6. *Freely giving.* Stress to them the importance of freely giving everything they have freely received. Tell them that they are now responsible before God for passing on everything they receive from you to others they lead to faith or with whom they have influence.
7. *Urgency.*
 - i. Now take them back to the part of *Universal Disciple* called “Sharing the good news boldly.” Have them write down the names of five to ten unbelieving friends, family members, or co-workers from their *oikos*. Tell them about Jesus’ love and zeal for the lost, and how each minute people we love are dying without Jesus unto an eternal destiny in a lake of fire. Tell them about our urgent responsibility to pray for and share the gospel with the lost. Tell them that we know Jesus’ return will be soon, but not yet, and therefore we must share the gospel boldly with others while we know we still have time.
 - a. For those working in a contexts where nominal Christianity is a major phenomenon—e.g., some parts of the Bible belt in the United States—when you have someone write down their *oikos* list, it might be beneficial to ask them to not only write down the friends, family members, and co-workers whom they consider lost, but also those they know have backslidden or fallen away. Most of the time the latter are lost and living in sin, but trapped within a cultural milieu that tells them they are fine so long as they attend church.
 - ii. At this point, begin to pray for the people on the list one by one. You take the first few names. Model sincere and heartfelt intercession for the lost. Then let the new disciples pray for the rest of the people on the list. As you pray, ask the Holy Spirit to fan the flames of urgency, fervency, and compassion. Once you have finished praying, now it is time to give them some practical tools for sharing the gospel.

E. Tools for sharing the gospel

1. To teach disciples how to share their testimony using **MAWL**, you must first learn to communicate your own testimony effectively, concisely, and in a manner to which adults without biblical background can relate. As you share your testimony, leave out references to age and focus on themes that both communicate to your audience and make up a valid part of your story. Structure it around three basic parts: *before* Jesus, *at* Jesus, and *after* Jesus. Keep it simple. Do not use any “churchy” or specialized theological language. Compare the following two testimonies:
 - i. *I had been going to Vacation Bible School all my life, but I did not get saved until I was 9 years old. The preacher made an altar call, and I went forward to accept Jesus. I decided there was no looking back. I*

knew that death had lost its sting. I've been justified through faith; I am now being sanctified; and I am on my way to being glorified.

- ii. *I used to be afraid of death, and I used to be tormented by evil spirits. I even wanted to end my life. I felt ashamed because of all the evil things I had done. Then, I gave my life to Jesus, and he gave me a new heart. The demons no longer torment me. I now have hope and power to live a new life.*

Not many adult unbelievers can relate to the first. Most human beings can relate to the second. Once you have modeled sharing your own testimony, let the new disciples now have a shot at it. Encourage them to share their testimony boldly as the Holy Spirit opens up opportunities.

- 2. Next, remind them that they are now filled with the power of the Holy Spirit. Tell them that the Spirit's power is their greatest weapon as they share the gospel. Encourage them to actively look for opportunities to pray for the sick when they share the good news, and to offer to lay their hands on those with whom they share the gospel. The Holy Spirit will confirm the gospel with power.
- 3. Encourage them to begin sharing the gospel with those in their *oikos* immediately. If their encounter of the gospel has been of a New Testament caliber up to this point, they should have little trouble sharing the gospel spontaneously and genuinely.

F. Water baptism

- 1. Briefly explain the meaning of water baptism using Romans 6. You can use the imagery of a coffin as an analogy: we die to the old self and we come up alive in Messiah. When we go into the water, it is like we're going into the coffin as our old life is put to death. When we come out of the water, it is like we are coming out of the coffin with our new life in Messiah.
- 2. Before they go into the water, ask them the following four questions:
 - i. Have you decided to follow Jesus?
 - ii. Do you know your sins are forgiven?
 - iii. When you experience hardships of many kinds—financial, relational, etc.—will you still follow Jesus?
 - iv. When they come into your house to drag you away, throw you in prison and threaten to kill you and your family, will you still follow Jesus?
- 3. Baptize them in the name of the Father, the Son, and the Holy Spirit (Mt. 28:19–21).

4. Note in cross-cultural situations: If more than one person is being baptized, let the first person being baptized go on to baptize the next person. We want the new disciples to know that the significance of baptism is not derived from the one baptizing, but from the One into whom they are being baptized. In this way, we are avoiding the idea that the baptism performed by the missionary is somehow more significant than that performed by their own hands. As the movement spreads beyond your direct influence, it is important that they have confidence baptizing one another.

G. Send them out

1. Now it is time to send them out. Emphasize again that they are now responsible before God to obey everything that has been entrusted to them, and that they are also responsible to immediately pass on *everything* they have received from you to those they lead to faith.
2. Set up the next appointment. If they are faithful to follow through on this session, hopefully the next time you meet with them they will no longer be alone in their journey. When this happens, they will then be ready to receive a discipleship pattern for house church.

H. Intercession: Now the hard work begins. Set aside large chunks of time to begin laboring in prayer. Focus on praying the apostolic prayers of the New Testament. Pray for the rapid advance of the gospel (2 Th. 3:1–5); for the maturation of the disciples who will soon come to faith (1 Cor. 1:4–9); for the power of God to be released as the movement grows (Acts 4:29–30); for the release of dreams and visions (Acts 2:17–21); for new believers to encounter the Holy Spirit in ways that unlock understanding and revelation (Eph. 1:15–23, 3:14–21); etc.

I. Continual reminders and reinforcement: As long as the Holy Spirit allows you to be with a group of disciples, remind them of all of these truths over and over and over again.

III. Session 2 (Allot three to four hours)

A. Pass on a simple church pattern/format

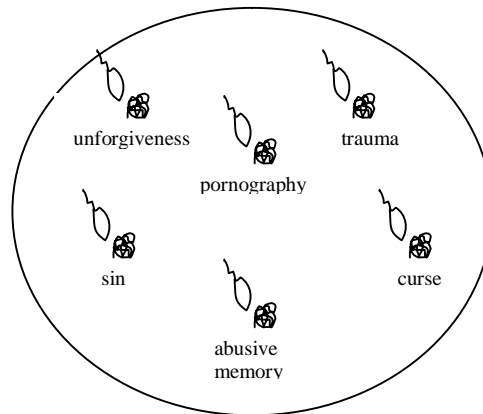
1. If they have been faithful to obey and pass on the things they learned in Session 1, the number of new disciples is likely to increase quickly. It is now time to model and pass on a simple, easily memorable, and easily reproducible house church/small group model.
2. If you are shadow-mentoring, gather one to three of the new disciples you have led to faith. If you are simply incorporating new disciples into a small group you are leading, then they will lead when the group multiplies.

3. Take them back to the part of *Universal Disciple* called “In the fellowship of God’s people.” Tell them you are now going to show them more about this.
4. Model and let them participate in the following three-part house church model:
 - i. Stage One (oriented toward intimacy—with God and one another)
 - a. Talk about each other’s lives (small talk or serious issues). This provides a context for intimacy and bonding.
 - b. Accountability. Were we obedient this week? Have we been faithful to share the gospel with others (those prayed for previous week—see third stage)? How did it go?
 - c. Reconciliation and confession. Asking and receiving forgiveness as necessary and appropriate in the situation. Prelude to worship (Mt. 5:23–24).
 - d. Pray for each other
 - e. Worship
 - ii. Stage Two (oriented toward the Word of God)
 - a. Prayer: “Holy Spirit, we ask you to help us understand what we hear.” (Emphasis on hunger and reliance on God)
 - b. Use Matthew 5:43–48 as a text for modeling (love for enemies is key because persecution is soon to break out).
 - c. Use these three basic, easily memorable questions for inductive Bible study:
 1. *What does the passage say?*
 2. *What do I have to obey?*
 3. *What do I need to tell others?*
 - d. After the study is finished, take some time to respond to the Lord in prayer. Cry out for the Holy Spirit to help us obey the things he has taught us.
 - iii. Stage Three (oriented toward others: giving, communion, and intercession)
 - a. Lord’s Supper: 1 Corinthians 11:23–26
 - b. Offering: 1 Corinthians 9:6–8
 - c. Each person names at least five people to pray for and commits before others to share the gospel with them, for which they will be held accountable the following week.
 - d. Pray for the salvation of the people they’ve just named, as well as for boldness to share with them.
 - e. Close with a worship song
- B. Debrief: Now, take a few moments to debrief what they just experienced. Drill the three questions for the inductive Bible study into them until they can say them from memory. Also, point out the importance of eating together, either before or after the meeting if possible.

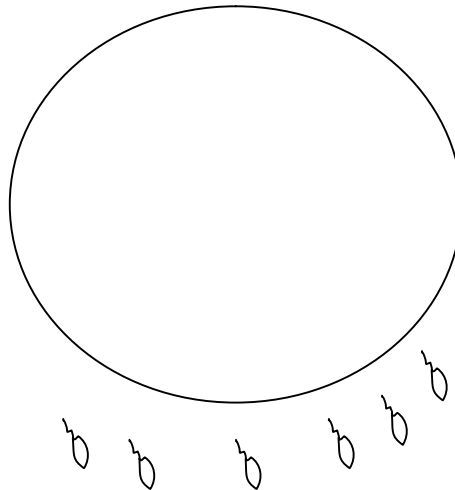
- C. Let them practice leading: Now, give each disciple a chance to practice by leading the group through the pattern. Assist them as necessary, but refrain from taking the lead. Really force them to work at it. This will build their confidence as they prepare to go and lead others.
- D. Send them out
 - 1. Now it is time for them to gather and lead the other disciples in a small group setting. Tell them that they are responsible to pass on the things they have experienced to those they lead to faith. Give them a reproducible CD or cassette tape of worship songs in their language. Admonish them to meet together regularly. Tell them that each small group and house church should have at least two leaders.
 - 2. Set up the next appointment. If they are faithful to follow through on this session, house churches are likely to emerge soon.
- E. Intercession: The hard work continues. Set aside large chunks of time to labor in prayer. Focus on praying the apostolic prayers of the New Testament. Pray for the rapid advance of the gospel (2 Th. 3:1–5); for the maturation of the disciples that will soon come to faith (1 Cor. 1:4–9); for the power of God to be released as the movement grows (Ac. 4:29–30); for the release of dreams and visions (Ac. 2:17–21); for new believers to encounter the Holy Spirit in ways that unlock understanding and revelation (Eph. 1:15–23, 3:14–21); etc.
- F. Continual reminders and reinforcement: As often as you see or talk to them between sessions, continue to drill into them the values and other information they learned in Session 1.

IV. Session 3: (Allot two to three hours)

- A. Rats and Garbage
 - 1. Now that a church has been formed, it is time to train them how to help each other get cleaned up and delivered.
 - 2. Draw the rats and garbage picture and explain to them the concept:
 - i. “Garbage” is a generic term for a broad range of issues that give demons a measure of legal access to our lives. Garbage can include things like sinful acts we have committed against others, or those committed against us; curses spoken against us by others; generational curses; unresolved trauma or painful memories; unresolved bitterness or grief; wallowing in anger, etc.



- ii. As garbage attracts rats, so our spiritual garbage attracts demons. However, when we repent, forgive, and turn all of our garbage over to Jesus, the footholds that give demons a legal right to affect our lives are removed. With nothing left to stand on, the devil is forced to flee when we rebuke and command him to leave through the Spirit's anointing:



3. Next, give them some examples of the garbage that used to plague your life. This is a time to be transparent and vulnerable. We all are messed-up human beings in need of help. These examples from your life will help them understand how the Holy Spirit wants to cleanse, heal, and forgive.
4. Have them draw and explain the concept until you know they have grasped it and can pass it on to others.
5. Assure them that Jesus loves them very much and that the Holy Spirit already knows what garbage he wants to help them deal with at this time. Tell them not to be afraid to turn everything over to Jesus. Tell them that as the Holy

Spirit brings people to mind, they need to release forgiveness or receive forgiveness as appropriate.

6. Now ask them close their eyes and fix their eyes on Jesus. Anoint them with oil, lay hands on them, and pray for them. The Holy Spirit will begin to bring things to their minds: sins, traumatic memories, etc. As the process continues, they may begin to weep. Just love them and keep encouraging them to give it all to Jesus.
7. When they are finished, encourage them to let the Spirit lead them into this process as often as necessary. Tell them that at first, it may feel like the emotional heart surgery is never going to end, but that they will continue to feel more and more freedom over time.

B. Send them out

1. Now it is time for them to go back and pass this on to the other disciples whom they have led to faith in the context of house church.
2. Set up the next appointment.

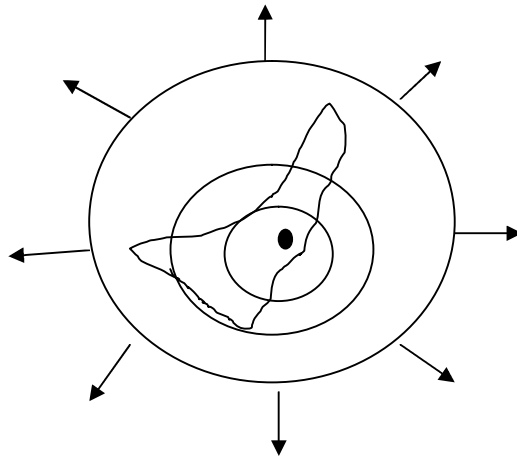
C. Intercession: The hard work continues. Set aside large chunks of time to labor in prayer. Focus on praying the apostolic prayers of the New Testament. Pray for the rapid advance of the gospel (2 Th. 3:1–5); for the maturation of the disciples that will soon come to faith (1 Cor. 1:4–9); for the power of God to be released as the movement grows (Ac. 4:29–30); for the release of dreams and visions (Ac. 2:17–21); for new believers to encounter the Holy Spirit in ways that unlock understanding and revelation (Eph. 1:15–23, 3:14–21); etc.

D. Continual reminders and reinforcement: As often as you see or talk to them between sessions, continue to drill into them the values and other information they learned in Session 1.

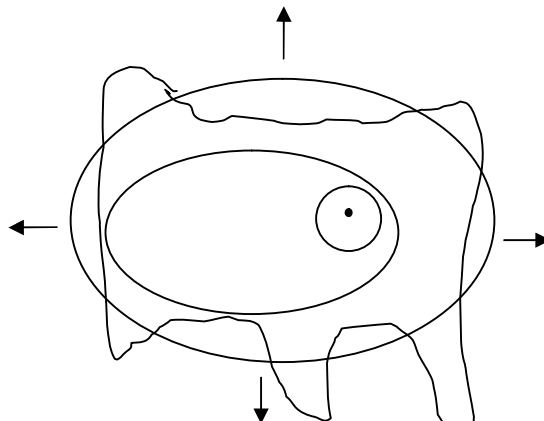
V. Session 4 (Allot two to three hours)

A. The Great Commission

1. It is now time to help them see how their story fits into the big picture of God's redemptive storyline.
2. Read to them the Great Commission from Matthew 28:18–20. Remind them that Jesus is the head, and that we are to obey everything he says. As followers of Jesus, as we go about our daily lives we are to share the gospel and make disciples.
3. Now read Acts 1:8 to them. Draw a rough sketch of the nation of Israel. Draw a small point, indicating Jerusalem, surrounded by concentric circles denoting Judea, Samaria, and the "ends of the earth." Explain how Jesus wants us to make disciples wherever we go and to move outward as the Holy Spirit leads.



4. Now, draw a picture of your “Jerusalem, Judea, Samaria, and ends of the earth.” Draw concentric circles around these. Do not get hung-up on whether you have a Jerusalem and Judea but not a Samaria! They will get the point. Just do your best.

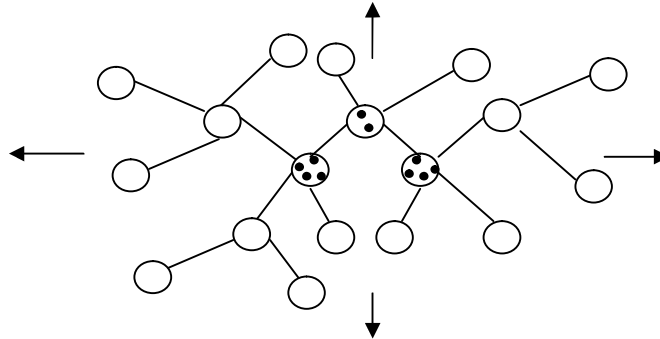


5. Have them draw their “Jerusalem, Judea, Samaria, and the ends of the earth,” with corresponding concentric circles.
6. Now have everyone get on their knees, lay their hands on the picture, and cry out for God to bring salvation to these areas. As you pray, ask the Holy Spirit to begin imparting a vision and burden for the Great Commission to the disciples.

B. Simple church multiplication

1. After you have finished praying, it is time to pass on a simple pattern for church multiplication. One person becomes two; two become four, etc. These ones form a church. When the church reaches ten to twelve people, the church should multiply, and so on until Jerusalem, Judea, Samaria, and the ends of the earth are entirely filled with praying and worshipping communities who love and serve Jesus. Point out to them that this is one of, if not the most,

effective ways to fulfill the Great Commission. Draw a simple and reproducible diagram to help them grasp the concept.



- C. Leadership: Tell them that as each church multiplies, at least two people are to be appointed as leaders for each house church. Stress to them that these leaders are to be appointed on the basis of character, humility, and the Spirit's leadership, not on the basis of education.
- D. Send them out: Now it is time for them to go back and pass this on to the other disciples in context of house church.
- E. Set up the next appointment.
- F. Intercession: The hard work continues. Set aside large chunks of time to labor in prayer. Focus on praying the apostolic prayers of the New Testament. Pray for the rapid advance of the gospel (2 Th. 3:1–5); for the maturation of the disciples that will soon come to faith (1 Cor. 1:4–9); for the power of God to be released as the movement grows (Ac. 4:29–30); for the release of dreams and visions (Ac. 2:17–21); for new believers to encounter the Holy Spirit in ways that unlock understanding and revelation (Eph. 1:15–23, 3:14–21); etc.
- G. Continual reminders and reinforcement: As often as you see or talk to them between sessions, continue to drill into them the values and other information they learned in Session 1.

VI. Session 5 (Allot four hours)

- A. Cast a high vision for corporate prayer
 - 1. It is time to cast a high vision for regular corporate prayer meetings.
 - 2. If you are in a shadow-mentoring situation, gather the key leaders you are mentoring.
 - 3. Before beginning, highlight and stress the strategic links between prayer meetings, intimacy with God, and the gospel's advance. Most importantly, highlight the importance of prayer simply for the sake of enjoying the enjoyable God. Expect the Holy Spirit to show up in power.

4. Set aside four hours for an extended prayer meeting. Use the apostolic prayers of the New Testament as a guide. If possible, use music or instruments to make the atmosphere of prayer more enjoyable.
 5. As the evening progresses, let them lead the prayer meeting.
 6. Toward the end of the meeting, debrief and review the value of regular corporate prayer meetings.
- B. Send them out: Now it is time for them to go and gather other disciples for a prayer meeting. They are now responsible to pass on what has been freely given to them.
- C. Intercession: The hard work continues. Set aside large chunks of time to labor in prayer. Focus on praying the apostolic prayers of the New Testament. Pray for the rapid advance of the gospel (2 Th. 3:1–5); for the maturation of the disciples that will soon come to faith (1 Cor. 1:4–9); for the power of God to be released as the movement grows (Ac. 4:29–30); for the release of dreams and visions (Ac. 2:17–21); for new believers to encounter the Holy Spirit in ways that unlock understanding and revelation (Eph. 1:15–23, 3:14–21); etc.
- D. Continual reminders and reinforcement: As often as you see or talk to them between sessions, continue to drill into them the values and other information they learned in Session 1.
- E. Set up appointments for encouraging, coaching, prayer, and admonishment as appropriate and necessary, as long as God keeps you there.

VII. Session 6 (Allot three to four hours)

A. Timing

1. While the above sessions should typically take place toward the beginning of the discipleship process, this session should be conducted toward the end, just before you move on to your next assignment.

- B. Referrals and resources: As you deem appropriate under the Spirit's leadership, point them to available resources that you think could further aid them in their spiritual growth following your departure (e.g., ministries that specialize in certain areas, like helping people overcome sexual brokenness). The kind, quality, and availability of resources will vary depending on location and cultural context. Be careful not to point them to any resources that may compromise the vision of the fullness of New Testament faith that they have received.

C. Commissioning and dedication

1. Now it is time to commission and commit those you have been mentoring to the Holy Spirit.
2. Gather the disciples whom you have been mentoring.
3. One final time, review the previous sessions and core values that you have been drilling into them from the beginning.

4. When you are finished, lay hands on them and commit them to the care of the Holy Spirit. Freely express your confidence in the Spirit's ability to keep them blameless and pure until the day of Messiah.
 5. Inform and warn them that the task is now fully in their hands under the Spirit's leadership. Remind them Jesus is the One before whom they will stand on the day of Messiah's appearing, and that therefore in your absence they should go deeper and deeper in the things they have received from you.
 6. Say goodbye.
- D. Send them out: Release the entire situation to the Lord in the confidence that the Spirit will strengthen and lead them well to the end.
- E. Exit the context
1. If your departure is under voluntary circumstances, then move on to next assignment as the Holy Spirit directs and leads.
 2. If circumstances permit, try to stay in touch from afar.
- F. Intercession
1. The hard work continues. Set aside large chunks of time to labor in prayer. Focus on praying the apostolic prayers of the New Testament. Pray for the rapid advance of the gospel (2 Th. 3:1–5); for the maturation of the disciples that will soon come to faith (1 Cor. 1:4–9); for the power of God to be released as the movement grows (Ac. 4:29–30); for the release of dreams and visions (Ac. 2:17–21); for new believers to encounter the Holy Spirit in ways that unlock understanding and revelation (Eph. 1:15–23, 3:14–21); etc.
 2. In the future, pray for opportunities to return to the area as the Holy Spirit leads and opens doors.